



THE JOHN CARROLL SCHOOL



Setting Up Remind

If you already use Remind:

1. Text @jcpatriots to 81010
2. Login to the app or at www.remind.com and you should see John Carroll

If you are new to Remind:

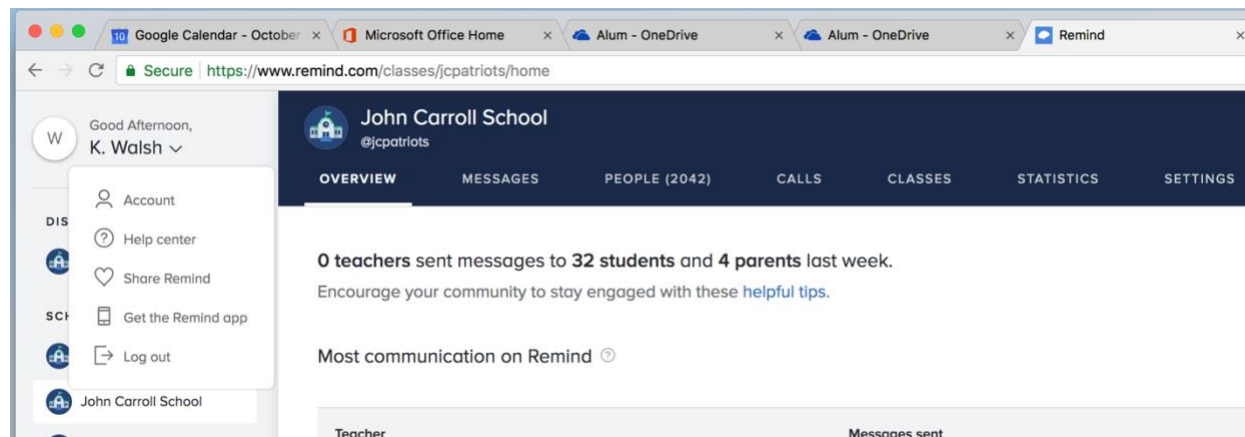
1. Either text @jcpatriots to 81010 and follow prompts to download app and set up account OR go to www.remind.com and follow the prompts to set up a new account
2. Click "Join My First Class" (note: do not Search for a Class)
3. Enter the code @jcpatriots and hit done

Setting Up Notifications

You will not receive notifications unless you opt in to receive emails, text messages and/or push notifications. To do this, you can either go to the Remind website or app.

From www.Remind.com website:

1. Click on the dropdown where your name is (top left as shown below) and click on Account



2. Click on Communication at top left of page (3rd choice from top as pictured below)

← Back

Profile

Account

Communication

Connected services

Widgets

Download records

Blocked users

Organize classes



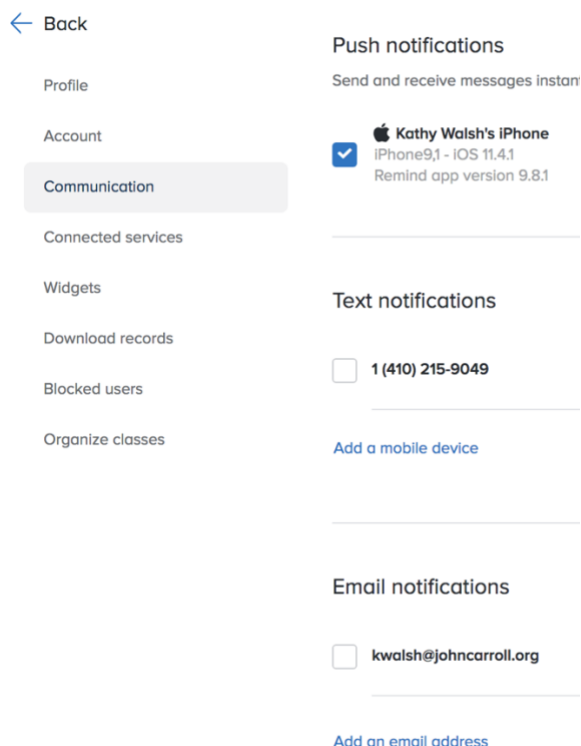
K. Walsh

Your signature is what others will see when you send a message.

Children

SW Sydney Walsh

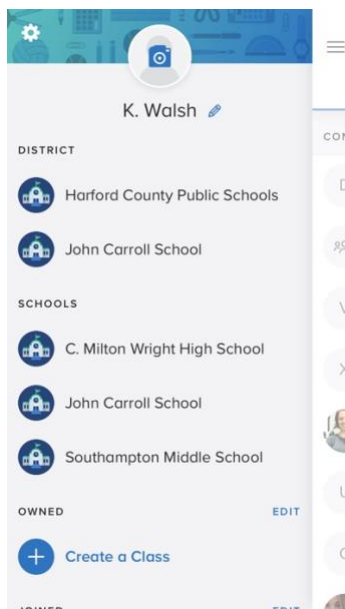
3. Turn on Push, Text and/or Email notifications (you can also set desktop notifications and whether Remind is authorized to call you)



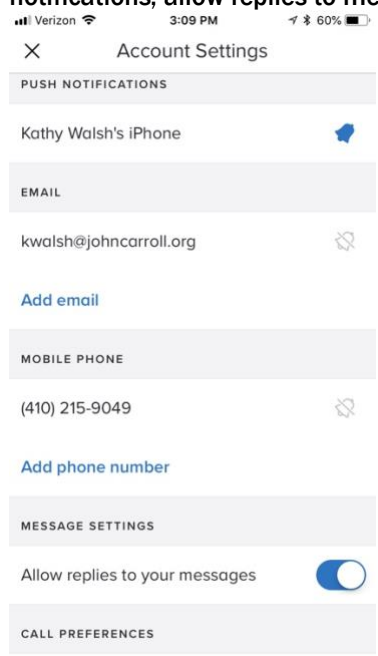
4. Please note you may need to “Add a mobile device” under Text notifications to turn on.

From Remind app on your phone

1. Click on the little gear icon in the very top left, above your name (if that is not showing up, first click the 3 lines at the top left first)



2. This should pull up Account Settings where you can add emails, mobile phone, turn on push notifications, allow replies to messages etc.



Above, email and mobile phone notifications are turned OFF (grayed out with a line through them) but push notifications are on (the blue bell). **Remember, you can choose the settings that work for you!**